


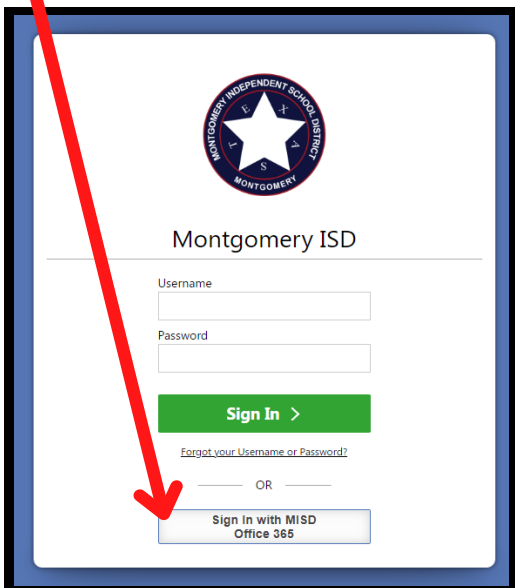


1.) From MISD webpage, click "Students"

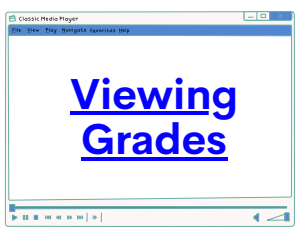
2.) Click "Classlink"

3.) Click "Skyward Student Access"

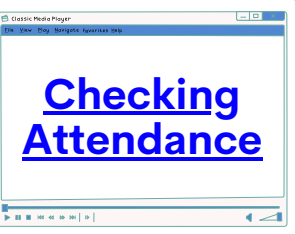
4.) Click "Sign in with MISD Office 365"

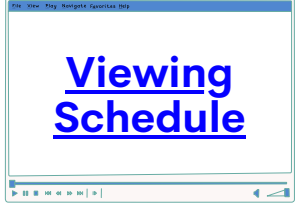
HELPFUL VIDEOS




[Viewing Grades](#)



[Checking Attendance](#)



[Viewing Schedule](#)



[Viewing Messages](#)