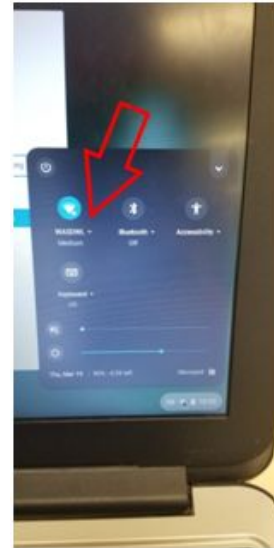


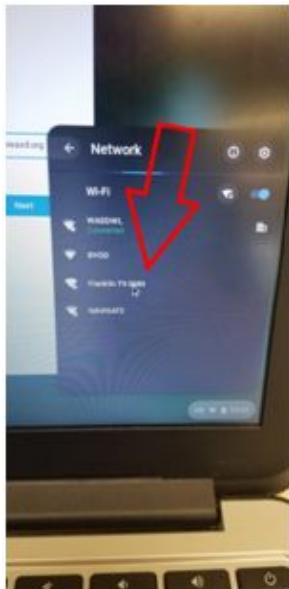
Connecting District Issued Chromebook To Home Wi-Fi



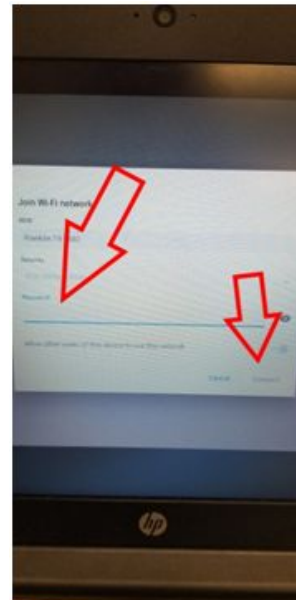
Turn on the chromebook, and click on the Wi-Fi symbol. (If the chromebook does not turn on automatically, press the power button.)



Click the drop down arrow here:



Choose your home network wi-fi.



Enter the Wi-Fi password (if required) on this screen and click connect. Your chromebook is now connected to the internet.

Additional information can be found on the back of this page.

Wilson Area School District Student Login Info:

Students in grades K-4 will have the option to login their chromebook using one of two options.

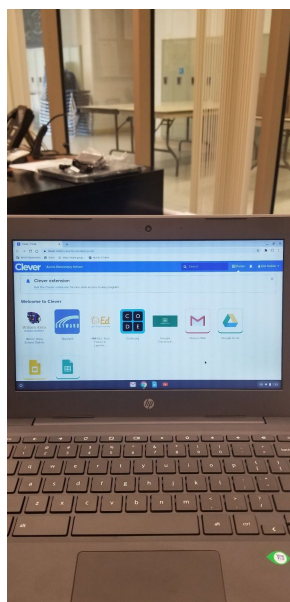

******If you do not see the screen with your camera active the first time you turn on the chromebook and it is connected to your wi-fi, please leave the chromebook on for approx 5 minutes, then power the chromebook off and back on. This should then enable the login screen for use with the clever badge******

Using your clever badge: (as seen on right)

Your clever badge makes logging into your chromebook fast and easy.

1. Open your chromebook and ensure it turns on. (the chromebook should turn on by itself)
2. On the first screen that comes up, click "Next".
3. ******A screen should come up with the camera active******
4. Hold your clever badge near the camera until a green check appears.
5. Click "Get Started"

6. The "Clever Portal" should load which is where you will find access to resources that students will use for instruction.



The other method of logging into the chromebook, which can also be used if the clever badge is lost, is to use the student login name and password.

Username----- 123456@apps.wilsonareasd.org (where 123456 is the student #) If you do not know your child student #, please contact their school.

Password----- Student passwords vary by grade. Some students have created a password and some have been assigned a password. If a password is forgotten or you are not sure what your child should use, please contact our support staff via email at: support@wilsonareasd.org or by calling 484-373-6018.

Information about obtaining broadband internet services:

Families that do not have internet connection at home may qualify for free WiFi during the school year using a voucher program through Northampton County. To be eligible for the WiFi voucher, a family must be eligible for free or reduced lunch in the school and currently not have internet service through an Internet service provider. Please call your child's school office to request a voucher.

Wilson Area High School: 484-373-6030

Wilson Area Intermediate School: 484-373-6110

Williams Township Elementary School: 484-373-6170

Wilson Borough Elementary School: 484-373-6220

Avona Elementary School: 484-373-6250