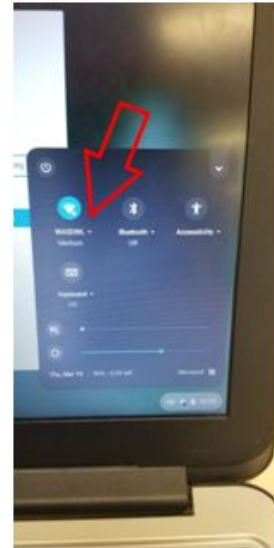


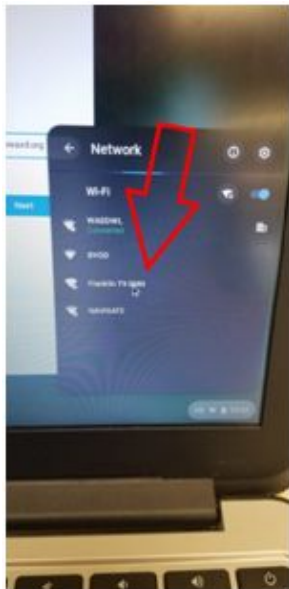
Connecting District Issued Chromebook To Home Wi-Fi



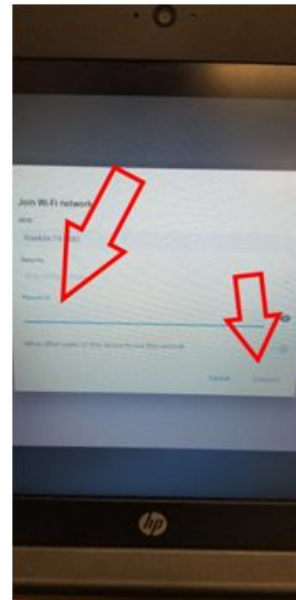
Turn on the chromebook, and click on the Wi-Fi symbol. (If the chromebook does not turn on automatically, press the power button.)



Click the drop down arrow here:



Choose your home network wi-fi.



Enter the Wi-Fi password (if required) on this screen and click connect. Your chromebook is now connected to the internet.

Additional information can be found on the back of this page.

Wilson Area School District Student Login Info:

Students in grades 5-12 will login to their chrome device/google platform with the following:

Username----- 123456@apps.wilsonareaasd.org (where 123456 is the student #) If you do not know your child student #, please contact their school.

Password----- students have their own password. If a password is forgotten, please contact our support staff at: support@wilsonareasd.org or by calling 484-373-6018.

Information about obtaining broadband internet services:

Families that do not have internet connection at home may qualify for free WiFi during the school year through a voucher program through Northampton County. To be eligible for the WiFi voucher, a family must be eligible for free or reduced lunch in the school and currently not have internet service through an Internet service provider. Please call your child's school office to request a voucher.

Wilson Area High School: 484-373-6030

Wilson Area Intermediate School: 484-373-6110

Williams Township Elementary School: 484-373-6170

Wilson Borough Elementary School: 484-373-6220

Avona Elementary School: 484-373-6250