

Bernards Township Public Schools

Emergency Health Care Plan- Allergy

Name: _____ D.O.B.: _____

PLACE
PICTURE
HERE

Delegate: In the event of anaphylaxis, I give permission for a delegate (a trained school employee other than nurse) to administer epinephrine via a pre-filled, auto-injector to my child. Yes No (please initial)








Extremely reactive to the following ALLERGENS: _____

THEREFORE:

- If checked, give epinephrine immediately if the allergen was **LIKELY** eaten, for ANY symptoms.
- If checked, give epinephrine immediately if the allergen was **DEFINITELY** eaten, even if no symptoms are apparent.

FOR ANY OF THE FOLLOWING:

SEVERE SYMPTOMS





			
LUNG	HEART	THROAT	MOUTH
Short of breath, wheezing, repetitive cough	Pale, blue, faint, weak pulse, dizzy	Tight, hoarse, trouble breathing/ swallowing	Significant swelling of the tongue and/or lips
			
SKIN	GUT	OTHER	
Many hives over body, widespread redness	Repetitive vomiting, severe diarrhea	Feeling something bad is about to happen, anxiety, confusion	

OR A COMBINATION of symptoms from different body areas.

↓ ↓ ↓

1. **INJECT EPINEPHRINE IMMEDIATELY.**
2. **Call 911.** Tell emergency dispatcher the person is having anaphylaxis and may need epinephrine when emergency responders arrive.
 - Consider giving additional medications following epinephrine:
 - » Antihistamine
 - » Inhaler (bronchodilator) if wheezing
 - Lay the person flat, raise legs and keep warm. If breathing is difficult or they are vomiting, let them sit up or lie on their side.
 - If symptoms do not improve, or symptoms return, more doses of epinephrine can be given about 5 minutes or more after the last dose.
 - Alert emergency contacts.
 - Transport patient to ER, even if symptoms resolve. Patient should remain in ER for at least 4 hours because symptoms may return.

MILD SYMPTOMS

			
NOSE	MOUTH	SKIN	GUT
Itchy/runny nose, sneezing	Itchy mouth	A few hives, mild itch	Mild nausea/ discomfort

FOR MILD SYMPTOMS FROM MORE THAN ONE SYSTEM AREA, GIVE EPINEPHRINE

FOR MILD SYMPTOMS FROM A SINGLE SYSTEM AREA, FOLLOW THE DIRECTIONS BELOW:

1. Antihistamines may be given, if ordered by a healthcare provider.
2. Stay with the person; alert emergency contacts.
3. Watch closely for changes. If symptoms worsen, give epinephrine.

MEDICATIONS/DOSES

Epinephrine Brand or Generic: _____

Epinephrine Dose: 0.15 mg IM 0.3 mg IM

Antihistamine Brand or Generic: _____

Antihistamine Dose: _____

Other: _____

Student May: Self Carry Y N Self Administer Y N

Physician Signature _____ Date _____

PHYSICIAN STAMP (must be present)

Parent Signature _____ Date _____

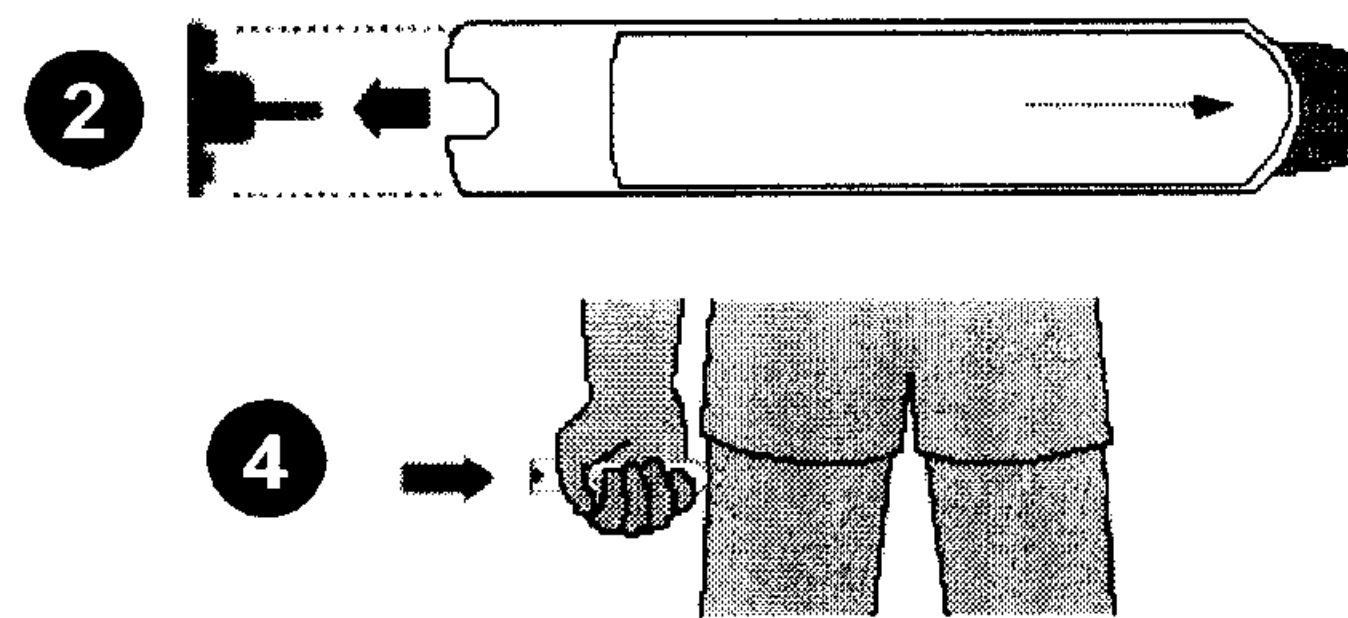
Mom Cell _____ Dad Cell _____

Bernards Township Public Schools

Emergency Health Care Plan- Allergy


EPIPEN® AUTO-INJECTOR DIRECTIONS

1. Remove the EpiPen Auto-Injector from the clear carrier tube.
2. Remove the blue safety release by pulling straight up without bending or twisting it.
3. Swing and firmly push orange tip against mid-outer thigh until it 'clicks'.
4. Hold firmly in place for 3 seconds (count slowly 1, 2, 3).
5. Remove auto-injector from the thigh and massage the injection area for 10 seconds.



ADRENALIN® (EPINEPHRINE INJECTION, USP) AUTO-INJECTOR DIRECTIONS

1. Remove the outer case.
2. Remove grey caps labeled "1" and "2".
3. Place red rounded tip against mid-outer thigh.
4. Press down hard until needle enters thigh.
5. Hold in place for 10 seconds. Remove from thigh.



ADMINISTRATION AND SAFETY INFORMATION FOR ALL AUTO-INJECTORS:

1. Do not put your thumb, fingers or hand over the tip of the auto-injector or inject into any body part other than mid-outer thigh. In case of accidental injection, go immediately to the nearest emergency room.
2. If administering to a young child, hold their leg firmly in place before and during injection to prevent injuries.
3. Epinephrine can be injected through clothing if needed.
4. Call 911 immediately after injection.

OTHER DIRECTIONS/INFORMATION (may self-carry epinephrine, may self-administer epinephrine, etc.):

Treat the person before calling emergency contacts. The first signs of a reaction can be mild, but symptoms can worsen quickly.

EMERGENCY CONTACTS — CALL 911

RESCUE SQUAD _____

DOCTOR: _____ PHONE: _____

PARENT/GUARDIAN: _____ PHONE: _____

OTHER EMERGENCY CONTACTS

NAME/RELATIONSHIP: _____

PHONE: _____

NAME/RELATIONSHIP: _____

PHONE: _____